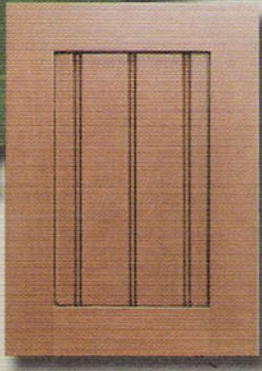


DOOR STYLE SELECTION GUIDE

THIS COLLECTION CONSISTS OF A WIDE VARIETY OF MITERED AND MORTISE AND TENON DOOR STYLES.


Atlantic



DOOR
 Stiles : 2 1/4"
 Rails : 2 1/4"
 Panel : 3/8" Solid
 Min width : 6 1/8"
 Outside edge : S

DRAWER FRONT
 Standard : Atlantic
 Option : Slab
 Stiles : 2 1/4"
 Rails : 1 1/2"
 Min height : 6"

Auburn



DOOR
 Stiles : 2 1/2"
 Rails : 2 1/2"
 Panel : Veneer 1/4"
 Min width : 8"
 Outside edge : S

DRAWER FRONT
 Standard : Slab
 Option : Auburn
 Stiles : 2 1/2"
 Rails : 1 1/2"
 Min height : 6"


Bedford



DOOR
 Stiles : 2 1/2"
 Rails : 2 1/2"
 Panel : Solid 1/4"
 Min width : 8"
 Outside edge : G

DRAWER FRONT
 Standard : Slab
 Option : Bedford and Richmond
 Stiles : 2 1/2"
 Rails : 1 1/2"
 Min height : 6"

Byscane



DOOR
 Stiles : 2 1/2"
 Rails : 2 1/2"
 Panel : Veneer 1/4"
 Min width : 8"
 Outside edge : H

DRAWER FRONT
 Standard : Byscane
 Option : Slab
 Stiles : 1 3/4"
 Rails : 1 3/8"
 Min height : 6"


Capitol



DOOR
 Stiles : 2 7/8"
 Rails : 2 7/8"
 Panel : Veneer 1/4"
 Min width : 9"
 Outside edge : N

DRAWER FRONT
 Standard : Capitol
 Option : Slab
 Stiles : 1 7/8"
 Rails : 1 7/8"
 Min height : 6"


Carmel



DOOR
 Stiles : 2 1/2"
 Rails : 2 1/2"
 Panel : Veneer 1/4"
 Min width : 8"
 Outside edge : H

DRAWER FRONT
 Standard : Carmel
 Option : Slab
 Stiles : 1 3/4"
 Rails : 1 3/8"
 Min height : 6"

Cathedral



DOOR
 Stiles : 2 1/4"
 Rails : 2 1/4"
 Panel : Solid 3/4"
 Min width : 8 3/8"
 Outside edge : G

DRAWER FRONT
 Standard : Slab
 Option : Classic & Regal
 Stiles : 2 1/4"
 Rails : 1 1/2"
 Min height : 6"


Colonial



DOOR
 Stiles : 2 1/4"
 Rails : 2 1/4"
 Panel : Veneer 1/4"
 Min width : 6"
 Outside edge : S

DRAWER FRONT
 Standard : Colonial
 Option : Slab
 Stiles : 2 1/4"
 Rails : 1 1/2"
 Min height : 6"

Danbury



DOOR
 Stiles : 2 1/2"
 Rails : 2 1/2"
 Panel : Solid 1/4"
 Min width : 8"
 Outside edge : N

DRAWER FRONT
 Standard : Danbury
 Option : Slab & Rochester
 Stiles : 1 3/4"
 Rails : 1 3/4"
 Min height : 6"

It is impossible to match the colors and door styles shown in this catalogue with our cabinet stain colors and styles, therefore, you must view the actual door samples when making your selection.